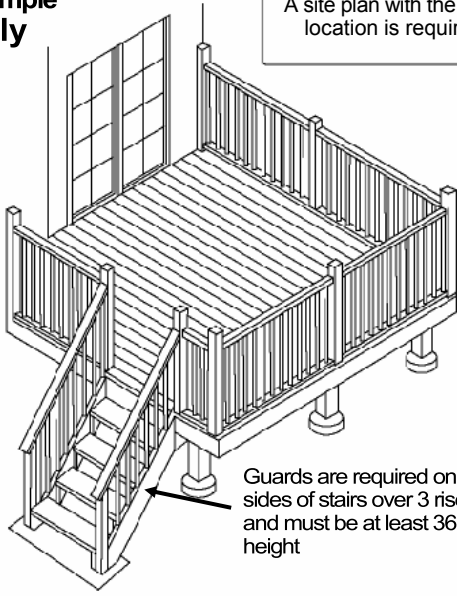




# Uncovered Deck Construction Details Information Sheet

Treated lumber or acceptable coating is required for all decks.  
Decks less than 24" (600 mm) above ground do not require permits.

**Example Only**

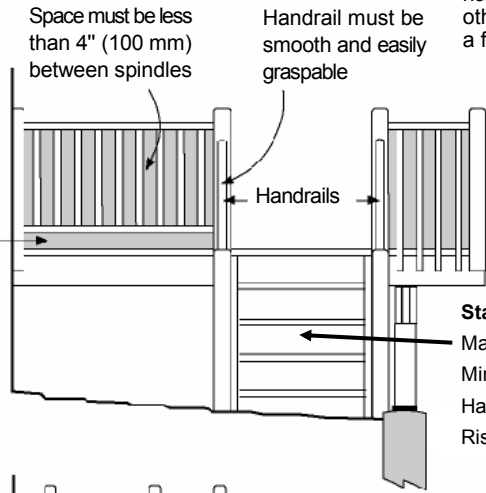


A site plan with the deck location is required

Space must be less than 4" (100 mm) between bottom rail and deck

Guards are required on open sides of stairs over 3 risers and must be at least 36" in height

## Guardrail Designs



**NOTE:** The guard must be non-climbable with no horizontal rails, fixed benches or other items that would provide a foothold.

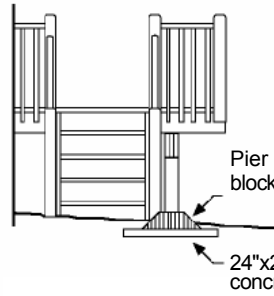
Guard height of be 36" (900 mm) for decks up to 6' (1.8 m) above ground.

Decks higher than 6' (1.8 m) require 42" guard.

### Stairs

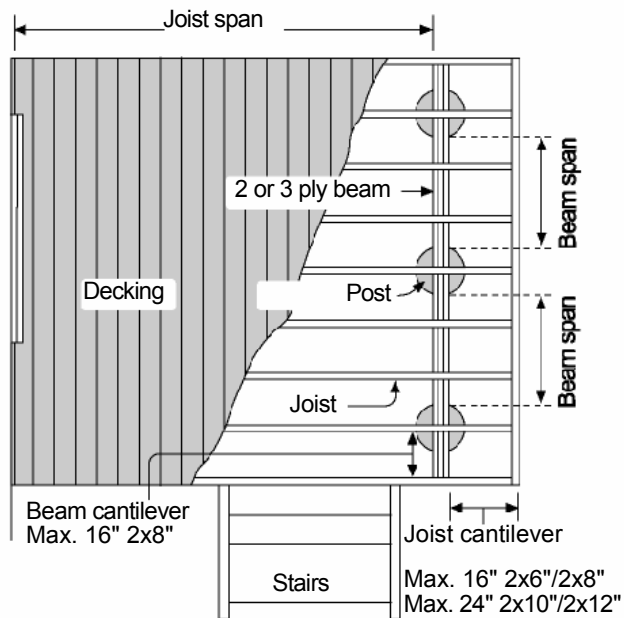
- Maximum rise = 200 mm (7-7/8")
- Minimum step/tread = 235 mm (9-1/4")
- Handrail height 32: to 38" (800-965 mm)
- Rise to be equal. Run to be equal.

### Foundation Options



- Cast in place piles, minimum 10" in diameter and below frost level .
- Concrete pad footing below frost and pier.
- Surface foundations are acceptable where experience with local soil conditions have proven them satisfactory and deck height does not exceed four feet.
- Any covered deck requires design to be submitted for foundation approval

## Framing Details



## MAXIMUM FRAMING SPANS

Joist (S-P-F)	16" (400 mm) o.c.	24" (600 mm) o.c.
2" X 6" (38x140)	9'4" (2.84 m)	8'2" (2.5 m)
2" x 8" (38x184)	11'7" (3.53 m)	10'9" (3.28 m)
2" x 10" (38x235)	13'8" (4.17 m)	12'11" (3.94 m)
Post Spacing	Joist Span	Beam (S-P-F)
6'0" (1.8 m)	8'0" (2.4 m)	2 - 2" x 6" (38x140)
	9'0" (2.7 m)	2 - 2" x 6" (38x140)
	10'0" (3.0m)	2 - 2" x 8" (38x184)
	11'0" (3.3 m)	2 - 2" x 8" (38x184)
	12'0" (3.7 m)	2 - 2" x 8" (38x184)
8'0" (2.4 m)	14'0" (4.3 m)	2 - 2" x 8" (38x184)
	8'0" (2.4 m)	2 - 2" x 8" (38x184)
	9'0" (2.7 m)	2 - 2" x 8" (38x184)
	10'0" (3.0m)	2 - 2" x 8" (38x184)
	11'0" (3.3 m)	2 - 2" x 8" (38x184)
8'0" (2.4 m)	12'0" (3.7 m)	2 - 2" x 10" (38x235)
	14'0" (4.3 m)	2 - 2" x 10" (38x235)

## Deck Construction Details

1. Deck floor above ground height: \_\_\_\_\_
2. Post size: \_\_\_\_\_
3. Joist size and spacing: \_\_\_\_\_
4. Beam size and post spacing: \_\_\_\_\_
5. Foundation type: \_\_\_\_\_